


Angio cpet - with automatic stand

Modern ergometer with multifunctional applications



Highlights

Easy to operate

For Lode products this means:

- easy to connect
- easy to move around
- easy user interface

Reliable and reproducible stress tests

The experience of professionals who calibrate many ergometers shows that the Lode ergometers are the most reliable across the complete workload and rpm range and still within specifications even after many years of intensive use.

High standards

Lode is a socially and environmentally responsible company. All Lode products are RoHS/WEE compliant and Lode is ISO 9001:2015, and ISO 13485:2016 certified. All medical products comply to MDD 93/42/EEC, incl. IEC 60601-1.

Additional features with PCU

Besides the possibility to program 24 protocols easily, this control unit offers the following features:

- better monitoring because of the additional and larger display
- a perfect combination with BPM
- possibility to measure SpO2

Multifunctional

The ergometer can be used for both arm and leg ergometry.



Angio cpet - with automatic stand



Modern ergometer with multifunctional applications

With the stand for the Angio, the ergometer can move up and down over a range of 140cm. With the stand it is easier to move your arm Ergometry setting to another room, because it can stand free. For heavy use during arm-ergometry it is possible to fixate the stand to the wall with the supplied parts. Together with the automatic stand the Angio becomes an ergometric unit that can be used for both arm and leg Ergometry (this setting is standard supplied with handcables). Its compact design makes it universally applicable for ergometric studies in those sectors in which standard ergometry cannot be used. The Angio operates independent of pedaling speed in the range of 7 - 1000 watt. The Angio cpet is standard supplied with a communication module and can therefore be easily controlled by all known stress ECG and pulmonary devices in the world. The workload, rpm and time can be readout from the 3,5" colour display.

Features

**1
watt**

Small adjustment steps

The workload of the Lode ergometers is adjustable in steps of only 1 watt. Depending on your wishes, the test operator or the test subject can adjust the workload. The steps of 1 watt are possible in the manual mode as well as within protocols.

**7
watt**

Extreme low start-up load

The extreme low start-up load of 7 watts and the adjustability in small steps of 1 watt make this ergometer perfectly suitable for many different applications. The standard control unit shows multiple ergometry parameters and you can determine your specific default setting and start-up menu.



Accurate over a long period of time

The Lode ergometers are supplied with an electro-magnetic braking mechanism of Lanooy (eddy current). The biggest advantage of this braking system compared to a friction braking system is the absolute accuracy and the accuracy over time. Moreover, friction braking systems have more wearing parts.



LEM compatible

This product can be used with Lode Ergometry Manager (LEM) software to manage data and to apply specific protocols when a Communication card or Network card is present



LCRM compatible

This product can be used with Lode Cardiac Rehabilitation Manager software (LCRM)



Customer specific display setting

Display settings are adjustable according to your specific requirements: each individual has its specific wishes about the parameters to be displayed. This can easily be adjusted with the Lode ergometers.



Versatile Interfacing













Various interface protocols guarantee perfect communication with all commonly known stress ECG and spirometry equipment

Angio cpet - with automatic stand



Modern ergometer with multifunctional applications

Angio cpet - with automatic stand can a.o be extended with the following options:

<p>Pedal shoes (pair)</p> <p>Extra stability during cycling</p>  <p>Partnumber: 917803</p>	<p>Pedal shoes pediatric (pair)</p> <p>Pedal shoes for children</p>  <p>Partnumber: 917833</p>	<p>Pedal shoes extra large (pair)</p> <p>For large feet sizes</p>  <p>Partnumber: 917834</p>	<p>Adjustable cranks</p> <p>Optimal force application</p>  <p>Partnumber: 928804</p>	<p>USB to Serial converter</p> <p>Easy connection</p>  <p>Partnumber: 226012</p>
<p>Electric adjustable chair for arm ergometer</p> <p>Comfortable seating position in front of the</p>  <p>Partnumber: 917813</p>	<p>RS232 cable</p> <p>Easy connection</p>  <p>Partnumber: 930911</p>	<p>Control Unit with 7" touch screen for ergometer</p> <p>Multifunctionality</p>  <p>Partnumber: 945834</p>	<p>Programmable Control Unit with 7" Touchscreen for ergometer</p> <p>Programmable</p>  <p>Partnumber: 945835</p>	<p>SpO2 for control unit with touch panel (bicycle)</p> <p>Saturation and heart rate</p>  <p>Partnumber: 945823</p>
<p>Extra wide access for wheelchairs</p> <p>Easy access</p>  <p>Partnumber: 967805</p>	<p>Stabilisation leg for Angio with Automatic Stand</p> <p>Optimal safety and stability</p>  <p>Partnumber: 967815</p>			

Angio cpet - with automatic stand



Modern ergometer with multifunctional applications

Specifications

Workload

Workload range fixed torque	0,1 - 70 Nm
Minimum load	7 W
Maximum peak load	1000 W
Minimum load increments	1 W
Maximum continuous load	750 W
Hyperbolic workload control	✓
Maximum rpm independent constant load	150 rpm
Minimum rpm independent constant load	30 rpm
Electromagnetic "eddy current" braking system	✓
Dynamic calibration	✓

Accuracy

Workload accuracy from 7 to 100 W	3 W
Workload accuracy from 100 to 500 W	3 %
Workload accuracy from 500 to 1000 W	5 %

Comfort

Adjustability range height	1400 mm
----------------------------	---------

User Interface

Readout Distance	✓
Readout RPM	✓
Readout Heartrate	✓
Readout target HR	✓
Readout Energy	✓
Readout Torque	✓
Readout Time	✓
Readout Power	✓
Set Display	✓
Set Resistance	✓
Set P-Slope	✓
Set Mode	✓
Manual operation mode	✓
Preset protocol operation mode	✓
Terminal operation mode	✓
External control unit	✓
Selfdesigned protocol operation mode	✓

Dimensions

Product length (cm)	84 cm	33.1 inch
Product width (cm)	82 cm	32.3 inch
Product height	223 cm	87.8 inch
Product weight	95 kg	209.4 lbs
Width between stand	67 cm	

Power requirements

V AC	100 - 240 V
Phases	1
Frequency	50/60 Hz
Power consumption	250 W
Power cord IEC 60320 C13 with CEE 7/7 plug	✓
Power cord NEMA	✗

Standards & Safety

IEC 60601-1:2012	✓
ISO 13485:2016 compliant	✓
ISO 9001:2015 compliant	✓

Certification

CE class Im according to MDD93/42/EEC	✓
CE class of product with optional SpO2	Ila
CE class of product with optional BPM	Ila
CB according to IECCE CB - pending	✓

Order info

Partnumber: 967904

**Specifications are subject to change without notice.*