

Valiant 2 rehab

Robust and reliable treadmill for rehabilitation



Highlights

Smooth acceleration

All treadmills have a smooth acceleration from 0 km/h to the start speed.

Patient friendly treadmill

The treadmill offers ultimate comfort for the patient:

- low step-up height
- faultless operation
- smooth acceleration
- reliable and reproducible test results
- low noise

Extremely accurate

The treadmill is extremely accurate in its speed and angle settings

Various handrails available

Various handrails are optional available, making the treadmill suitable for your specific stress test setting.

High standards

Lode is a socially and environmentally responsible company. All Lode products are RoHS/WEE compliant and Lode is ISO 9001:2015, and ISO 13485:2016 certified. All medical products comply to MDD 93/42/EEC, incl. IEC 60601-1.



Valiant 2 rehab

Robust and reliable treadmill for rehabilitation



Modern designed treadmill specifically designed for rehabilitation. The low step-up height makes the treadmill perfectly suitable for all test subjects in the field of rehabilitation. The emergency stop with magnetic lanyard on the standard front handrail provides additional safety for the user. The Valiant 2 rehab offers a smooth acceleration from 0 km/h and is continuously adjustable in a range of 0,1 – 12 km/h (0.06 – 7.5 mph). The included network module provides control within a Lode software network (LEM, LRM or LCRM). Thanks to the unique low design of the cover plate it is possible to place a mirror or camera in front of the treadmill which makes it easier to monitor the gait of the test subject. The Valiant 2 rehab has a standard running surface of 50 x 150 cm and 0-25% elevation. The treadmill is equipped with a 7" control unit with Touchscreen for manual control.

A USB A-B cable only for service purposes will be standard delivered with the product.

To connect LEM, LRM or LCRM you need a special interface cable that can be ordered under part number 930930.

Features



Low noise

Material choices, refined components and accurate manufacturing techniques lead to low noise.

17 cm

Extreme low step-up height

To allow people to safely and comfortably step up the treadmill it is important to have a very low step-up height



USB connectivity

USB to connect to PC or ECG or ergospirometry products facilitates easy connectivity.



RS232 connectivity

RS232 ports enable connectivity to most ECG and ergospirometry devices as well as PC's.



Optional integrated BPM and SpO2

The treadmill can be extended with a stable and reliable blood pressure module and SpO2 measurement.



Low cover plate

The motor compartment of the treadmill is designed in such a way that the cover is only marginally higher than the belt surface. This allows for low camera positions in case the treadmill is used for gait analysis purposes. Also a therapist has the best possible view on feet and lower extremities.



Robust design

The product is designed to withstand continuous heavy use by subjects in most weights and sizes.



Downhill walking as an option (-25%)

This treadmill can be executed with 25% negative elevation. This allows for downhill walking which is extremely useful for rehabilitation of certain injuries.

Valiant 2 rehab

Robust and reliable treadmill for rehabilitation



Interconnectivity between Lode products

Connecting Lode products has never been easier! Lode rehab and sports products have a standard Network card:

- To be able to connect the first product to the PC with L(C)RM a Lode proprietary network to PC cable is needed (#930930). This cable is standard included with Lode Rehab Software.
- From the second product onward products can be connected to the previous one, creating a bus network configuration;
- The last product always needs a termination plug to avoid interference and loss of data. Therefore all products with such a network card come with a termination plug.

Benefits
















- Lossless data connection
- High bandwidth
- No interference of COM ports
- Daisy chain connection
- Full access of all data in the product to LCRM

Valiant 2 rehab

Robust and reliable treadmill for rehabilitation



Valiant 2 rehab can a.o be extended with the following options:

| | | | | |
|--|---|---|--|---|
| <p>Universal treadmill Arm Support</p> <p>Comfort for both test subject and test</p>  <p>Partnumber: 945805</p> | <p>Emergency Stop Button</p> <p>Ultimate safety</p>  <p>Partnumber: 945804</p> | <p>Communication Module</p> <p>Connect to ECG and spirometers</p>  <p>Partnumber: 945850</p> | <p>Extension for emergency lanyard</p> <p>Original Accessory</p>  <p>Partnumber: 945931</p> | <p>Blood Pressure Measurement with ECG trigger for treadmills with ECG trigger</p>  <p>Partnumber: 945824</p> |
| <p>Autospeed</p> <p>Flexibility in exercising</p>  <p>AUTOSPEED</p> <p>Partnumber: 945840</p> | <p>SpO2 for control unit with touch panel (treadmill)</p> <p>Oxygen saturation</p>  <p>Partnumber: 945822</p> | <p>Reverse Walking for Valiant 2</p> <p>Simple switching between forward and</p>  <p>Partnumber: 938842</p> | <p>Safety Belt and Fall stop for Valiant 2</p> <p>Extra safety</p>  <p>Partnumber: 938803</p> | <p>Negative elevation - 10% for Valiant 2</p> <p>Downhill running</p>  <p>Partnumber: 938805</p> |
| <p>Entrance plate</p> <p>Even easier entrance to the treadmill</p>  <p>Partnumber: 938809</p> | <p>Handrail, Front - Pediatric for Valiant 2</p> <p>Versatile adjustability</p>  <p>Partnumber: 938808</p> | <p>Handrails, Side - Fixed for Valiant 2</p> <p>Extra support for the test subject</p>  <p>Partnumber: 938810</p> | <p>Handrails, Side - Adjustable for Valiant 2</p> <p>Safe and flexible handrails</p>  <p>Partnumber: 938811</p> | <p>Handrails, Side - Adjustable; Pediatric for Valiant 2 (yellow)</p> <p>Making your treadmill suitable for children</p>  <p>Partnumber: 938812</p> |

Valiant 2 rehab

Robust and reliable treadmill for rehabilitation



Specifications

Workload

| | | |
|-----------------------------|----------|---------|
| Maximum speed | 12 km/h | 7.5 mph |
| Minimum operational speed | 0.1 km/h | 0.1 mph |
| Speed adjustment steps | 0.1 km/h | 0.1 mph |
| Positive elevation | 25 % | |
| Elevation adjustment steps | 0.5 % | |
| Optional negative elevation | -10 % | |

Accuracy

| | |
|----------------------|-------|
| Speed accuracy | 5 % |
| Accuracy inclination | 0,5 % |

Comfort

| | | |
|---------------------|--------|---------|
| Allowed user weight | 225 kg | 496 lbs |
|---------------------|--------|---------|

User Interface

| | |
|--------------------------|---|
| English user interface | ✓ |
| Norwegian user interface | ✓ |
| Czech user interface | ✓ |
| Danish user interface | ✓ |
| Dutch user interface | ✓ |
| Finnish user interface | ✓ |
| French user interface | ✓ |
| German user interface | ✓ |
| Italian user interface | ✓ |
| Japanese user interface | ✓ |
| Korean user interface | ✓ |
| Polish user interface | ✓ |
| Portugese user interface | ✓ |
| Russian user interface | ✓ |
| Spanish user interface | ✓ |
| Turkish user interface | ✓ |
| Ukrainian user interface | ✓ |

Connectivity

| | |
|--------------------------|---|
| Optional USB connector | ✓ |
| Optional RS232 connector | ✓ |

Order info

Partnumber: 938901

Dimensions

| | | |
|--|------------------|-----------|
| Screen resolution | 800 x 400 pixels | |
| Walking surface length | 150 cm | 59.1 inch |
| Walking surface width | 50 cm | 19.7 inch |
| Step up height | 17 cm | 6.7 inch |
| Product length (cm) | 213 cm | 83.9 inch |
| Product width (cm) | 76 cm | 29.9 inch |
| Product height (excl. control unit) | 132 cm | 52 inch |
| Product height (incl. 7" control unit) | 150 cm | 59.1 inch |
| Product weight | 149 kg | 328.5 lbs |

Power requirements

| | | |
|--|---------|-----------|
| Power cord length | 250 cm | 98.4 inch |
| Power cord IEC 60320 C19 with CEE 7/7 plug | ✓ | |
| Power cord NEMA | ✗ | |
| Maximum rated power input | 2500 VA | |
| 115 V AC 50/60 Hz (2 phases) | ✓ | |
| 230 V AC 50/60 Hz | ✓ | |
| Maximum motor power | 1.8 kW | |

Standards & Safety

| | |
|----------------------------|---|
| IEC 60601-1:2005 | ✓ |
| ISO 13485:2016 compliant | ✓ |
| ISO 9001:2015 compliant | ✓ |
| Standard emergency lanyard | ✓ |

Certification

| | |
|--|-----|
| CE class Im according to MDD93/42/EEC | ✓ |
| CE class of product with optional SpO2 | Ila |
| CE class of product with optional BPM | Ila |
| CB according to IECCE CB | ✓ |

*Specifications are subject to change without notice.